

2018 BOND

FBI[★]ISD ESSENTIALS

Building and Improving Safe Learning Spaces

Bond Oversight Committee
2018 Bond Program
May 12, 2022

AGENDA

1. Welcome – Steve Bassett
2. Bond 2018 Recap – Carolina Fuzetti
 - Bond Program Financials
 - Bond 2018 New Construction – Major Project Summary
 - 2018 Campus Progress Update
 - 2022 Capital Plan for Future Bond
 - Facilities Assessment for Future Bond
 - 2022 Capital Plan – Draft
 - 2022 Capital Plan History/Forecast
3. Communications – Veronica Sopher
4. Technology – Long Pham
5. Debt and Finance Update – Steve Bassett
6. Questions/Comments

2018 BOND

Bond Program Financials - Update

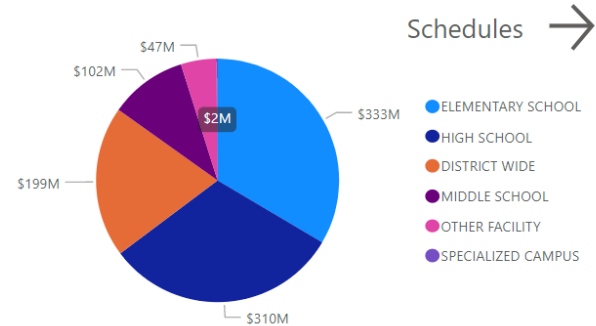
2018 Bond Overall Package Status

Pre-Design	Design	Procurement
0	3	5
Construction	Close Out	Complete
17	16	14



\$993.0M


Budget




Schedules →

Bid Package Name	Status
PKG001 Yousafzai Elementary School-ES51	Complete
PKG002.1 District Wide MDF/IDF Upgrades Pkg 1	Complete
PKG002.2 District Wide MDF/IDF Upgrades Pkg 2	Construction
PKG003 Hall Stadium	Complete
PKG004 Meadows Elementary Rebuild	Close-out
PKG005 Madden Elementary Classroom Addition	Close-out
PKG006 Lakeview Elementary Rebuild	Close-out
PKG007 Neill Elementary Classroom Addition	Complete
PKG008 Elementary School 52 Tollway	Design
PKG009 Bhuchar Elementary School-	Construction

Spent to Date



Commitments



Bond 2018 Program has been packaged to be delivered based on product line. Bid Package Budgets are utilized as the baseline for this delivery method. This requires packaging, procuring, contracting and executing the work based on trade work rather than location; therefore the budgets per location may fluctuate periodically as the work is executed through multiple packages concurrently or sequentially.

Definitions

Commitments: Sum of all purchase orders/contracts through the report period.

Spent to Date: Sum of all invoices entered through the report period.

Search by School Name

Reset View

Data Date: April 10, 2022

SCHOOL	Budget	Commitments	Spent To Date	% Spent
ADMINISTRATION BUILDING	\$2,245,343	\$2,025,497	\$1,936,469	86.24%
ADMINISTRATIVE ANNEX	\$912,137	\$865,286	\$836,691	91.73%
AQUATIC PRACTICE FACILITY-NATATORIUM II	\$335,789	\$324,939	\$282,848	84.23%
ARMSTRONG ELEMENTARY SCHOOL	\$426,411	\$327,093	\$324,291	76.05%
AUSTIN HIGH SCHOOL	\$18,253,354	\$15,745,856	\$14,737,913	80.74%
AUSTIN PARKWAY ELEMENTARY SCHOOL	\$3,192,421	\$2,461,178	\$2,416,630	75.70%
BAINES MIDDLE SCHOOL	\$2,380,648	\$2,128,229	\$2,116,554	88.91%
BARRINGTON PLACE ELEMENTARY SCHOOL	\$2,592,200	\$2,188,789	\$2,154,037	83.10%
BHUCHAR ELEMENTARY SCHOOL-ES53	\$45,751,823	\$36,462,859	\$25,379,590	55.47%
BLUE RIDGE ELEMENTARY SCHOOL	\$7,236,162	\$6,148,063	\$5,650,889	78.09%
BOWIE MIDDLE SCHOOL	\$1,491,482	\$1,248,204	\$1,219,578	81.77%
BRAZOS BEND ELEMENTARY SCHOOL	\$3,527,991	\$2,835,937	\$2,780,627	78.82%
BRIARGATE ELEMENTARY SCHOOL	\$6,458,004	\$5,694,424	\$4,781,795	74.04%
BURTON ELEMENTARY SCHOOL	\$1,510,959	\$1,269,827	\$1,264,724	83.70%
BUSH HIGH SCHOOL	\$0,720,418	\$8,825,402	\$8,674,605	80.07%
Total	\$992,951,691	\$813,945,804	\$712,384,538	71.74%

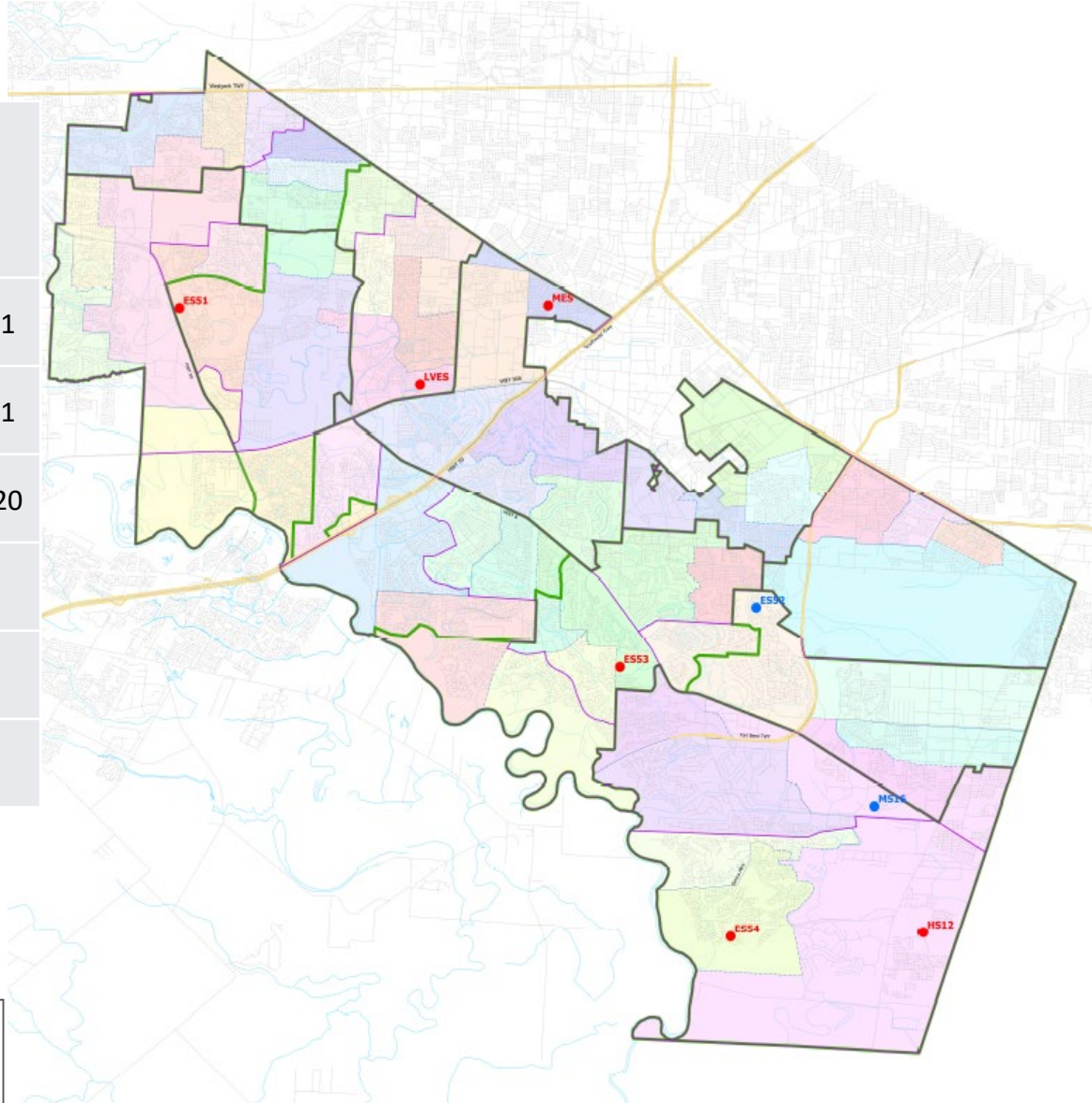


Commitments
\$813.946M

Spent to Date
\$712.385M

Bond 2018 New Construction – Major Project Summary

	Construction Start	Opening Date
Meadows ES	Complete	March 2021
Lakeview ES	Complete	March 2021
ES 51 - Malala ES	Complete	January 2020
ES 53 - Bhuchar ES	60%	Fall 2023
ES 54 - Ferguson ES	55%	Fall 2023
HS 12 - Crawford HS	70%	Fall 2023



2018 Campus Progress Update



Year Built: 1990
Square Footage: 81,830

Total amount allocated*

\$3,348,554

**This amount includes costs associated with architectural, engineering, financing, and legal fees, and other pre- and post-construction expenses.*

BARRINGTON PLACE ELEMENTARY

- ✓ Scope of Work 100% completed
- ⊘ Work in progress % completed

BOND PROJECTS INCLUDE:

SITE ENHANCEMENTS

- Site Drainage Improvements ✓

BUILDING SYSTEMS // LIFE-CYCLE

- Exterior Cleaning and Repair ✓
- Exterior Waterproofing ✓
- Windows ✓
- Heating & Air Conditioning Equipment ✓
- Exhaust System Improvements ✓
- Electrical Upgrades and Surge Protection ✓

LIFE SAFETY & SECURITY

- Security Alarm System ✓
- Carbon Monoxide Monitoring System ✓
- Generator ✓

FACILITY EQUITY & ACCESS

- Drinking Fountains with Bottle Filler ✓

FINE ARTS

- Stage Curtain ✓

2018 BOND

FBISD ESSENTIALS
Building and Improving Safe Learning Spaces

2018 Campus Progress Update



Year Built: 1975
Square Footage: 183,939

Total amount allocated*

\$8,319,633

**This amount includes costs associated with architectural, engineering, financing, and legal fees, and other pre- and post-construction expenses.*

SUGAR LAND MIDDLE SCHOOL

✓ Scope of Work 100% completed
Ⓜ Work in progress % completed

BOND PROJECTS INCLUDE:

BUILDING SYSTEMS // LIFE-CYCLE

- Roofing and Skylights ✓
- Exterior Cleaning and Repair ✓
- Exterior Waterproofing ✓
- Windows ✓
- Heating & Air Conditioning Equipment ✓
- Exhaust System Improvements ✓
- Plumbing and Site Utility Improvements ✓

LIFE SAFETY & SECURITY

- Fire Alarm System 30%
- Fire Sprinkler System 15%
- Carbon Monoxide Monitoring System ✓
- Room and Way-Finding Signage ✓
- Elevator ✓

FACILITY EQUITY & ACCESS

- Classroom Furniture 20%

FINE ARTS

- Fine Arts Suite Addition ✓
- Improved Acoustics at Choir ✓
- Lighting and Flooring Upgrades at Stage ✓

PHYSICAL EDUCATION & ATHLETICS

- Track and Field Improvements ✓
- Scoreboard at Gymnasiums ✓
- Upgrades at Practice Gymnasium ✓
- Bleachers at Girls' Gymnasium ✓

2018 BOND

FBISD ESSENTIALS
Building and Improving Safe Learning Spaces

2018 Campus Progress Update



Year Built: 2006
Square Footage: 354,406

Total amount allocated*

\$2,413,524

**This amount includes costs associated with architectural, engineering, financing, and legal fees, and other pre- and post-construction expenses.*

TRAVIS HIGH SCHOOL

BOND PROJECTS INCLUDE:

BUILDING SYSTEMS // LIFE-CYCLE

- Exterior Cleaning
- Heating & Air Conditioning Equipment
- Site Utility Upgrades 95%

LIFE SAFETY & SECURITY

- Public Address System Upgrades
- Carbon Monoxide Monitoring System
- Way-Finding Signage

PHYSICAL EDUCATION & ATHLETICS

- Synthetic Turf at Football Field

- Scope of Work 100% completed
- Work in progress % completed

2018 BOND

FBISD ESSENTIALS
Building and Improving Safe Learning Spaces

2022 Capital Plan for Future Bond

Why is this plan essential to the success of Fort Bend ISD?

- **Supports the Profile of a Graduate**
 - Updated Education Specifications per New TEA Standards
 - Maintain safety and security standards
 - Modernized technology
 - Updated District-wide Educational Adequacy
- **Invests in facilities (average age of current facilities is over 25 years)**
 - FBISD has underinvested in facilities
- **Addresses expected enrollment growth**

2018 BOND

FBISD ESSENTIALS
Building and Improving Safe Learning Spaces

Facilities Assessment for Future Bond

- Facilities Assessment is now complete
- Utilized the existing database from the 2017 Facilities Assessment report as a baseline
- Met with each principal and department head to determine what, if any, new items should be added
- Campus site visits to evaluate current conditions have been completed
- Updated the report to include newly identified facility needs
- Updated floor plans to include all previous addition/renovation projects accomplished in the 2018 Bond Referendum
- Finalized database and FCIs (Facility Condition Index)

The evaluation of existing facilities by PBK Architects includes:

- Architectural
- Mechanical Electrical / Plumbing
- Roofing (only as requested)
- Interior Finishes
- Fire and Life Safety
- Security
- Site Issues (drainage, parking, accessibility)

Update of District Wide Standards

- Educational Specifications
- Technical Design Guidelines

Next Steps

- Working with various departments on scope prioritization to reduce bond amount
- Identifying major construction projects to be included in next bond

2018 BOND

FBISD ESSENTIALS
Building and Improving Safe Learning Spaces

CURRENT DEFICIENCIES // PRIORITY 1

**Preliminary Totals//
Priority 1: \$675M**

PRELIMINARY TOTALS

Exterior Envelope:

- ✓ Roof Replacements
- ✓ Waterproofing & Damp-proofing
- ✓ Window Replacement
- ✓ Painting, Wall Repair & Improvements

Site Improvements:

- ✓ Paving Repair & Replacements
- ✓ Site Drainage
- ✓ Playgrounds with Shade Covering
- ✓ New Digital Marquees

Technology:

- ✓ Sound & Projection System Replacements
- ✓ Master Clocks

Architectural:

- ✓ Structural Investigation and Corrective Repairs
- ✓ New Flooring
- ✓ Painting & Wall Repair
- ✓ Restroom Renovations

Mechanical Systems:

- ✓ HVAC Repair & Replacements
- ✓ Chillers, Boilers, Cooling Towers & Water Heater Replacements

Electrical Systems:

- ✓ Electrical Distribution, Switchgear, Panel Board & Transformer Replacements
- ✓ Surge / Phase Protection

Plumbing Systems:

- ✓ Plumbing Fixture Replacements
- ✓ Drinking Fountain Replacements

Life Safety & Security:

- ✓ Access Control & Card Readers
- ✓ Security Systems
- ✓ CO Monitoring Devices
- ✓ Emergency Generator (core facility)
- ✓ Intercom & PA Systems
- ✓ 2-Way Elevator Communication System Repair
- ✓ New Room Graphics and Interior Way-finding Signage

Child Nutrition:

- ✓ Kitchen Renovations & Expansions
- ✓ Equipment Replacement

Athletics:

- ✓ Field, Court, Track, Gym, Locker and Weight Room Renovations & Improvements
- ✓ Bleachers, Flooring & Scoreboard Replacements

Fine Arts:

- ✓ Fine Arts Upgrades
- ✓ Lighting, Sound & Project System Replacements
- ✓ Auditorium Seating and Flooring Replacements
- ✓ Instrument Storage

Special Education:

- ✓ Renovation and Reconfiguration for Improved Access & Function
- ✓ Restroom Additions & Renovations
- ✓ New Ramps and Hand Rails at Cafeteria and/or Stage Areas

Misc. Additions/Renovations:

- ✓ Ag Facility Upgrades
- ✓ FBISD Police Department & Extended Learning Renovation
- ✓ Transportation Center Additions & Renovations



2018 BOND

FBISD ESSENTIALS

Building and Improving Safe Learning Spaces

EDUCATIONAL ADEQUACY // PRIORITY 1

PRELIMINARY TOTALS

**Preliminary Totals//
Priority 1: \$675M**

Architectural:

- ✓ NextGen Classroom Furniture per District Standards
- ✓ New Gym to meet TEA Standards (ES)
- ✓ Additions & Renovations for Extended Day
- ✓ Renovate Libraries to create Innovative Learning Centers
- ✓ Renovate Science Lab
- ✓ Construct New Classrooms to Meet Projected Enrollment
- ✓ Delete Trammel Fresno at the Current Site and Relocate Facility

Athletics:

- ✓ Football, Baseball & Softball Field Renovations and Improvements
- ✓ Renovations & Additions at Athletic Areas
- ✓ Synthetic Turf
- ✓ Football Fields (HS)
- ✓ Field Lighting

Fine Arts:

- ✓ Additional Art, Band, Choir, Dance, Orchestra, Drama and Support Space Renovations & Additions
- ✓ Auditorium Renovations

Special Education:

- ✓ Renovate and expand Specialized Classrooms with Water/Toilets and Kitchen per FBISD Ed Specs

Child Nutrition:

- ✓ Kitchen Renovations & Modernizations
- ✓ Equipment Replacement
- ✓ Cafeteria Renovations

Site Improvements:

- ✓ Parking Lot Replacements

Electrical Systems:

- ✓ Interior LED lighting & Controls
- ✓ Electrical Outlets at Commons & Classrooms

Misc. Additions/Renovations:

- ✓ New Transportation Bay for Bus Lift to Service CNG Buses



2018 BOND

FBISD ESSENTIALS

Building and Improving Safe Learning Spaces

2022 Capital Plan - Draft

		Phase I - TOTAL	Phase I - PRIORITIZED	Phase I - SCOPE REDUCTION
DESIGN & CONSTRUCTION		\$1.5B	1.2B	(\$280M)
Major Projects	New Construction (Growth)			
	Re-Build (Replacement)			
	Classroom Additions	\$630M	\$600M	(\$30M)
	Facility Deficiencies & Life Cycle Needs, Educational Adequacy Deficiencies	\$920M	\$675M	(\$250M)
SAFETY & SECURITY		\$10.3M	\$5.6M	(\$4.7M)
	Life Safety/Emergency Communications Systems, Security Cameras, Police Vehicles			
TRANSPORTATION		\$6.8M	\$4.6M	(2.2M)
	Buses & Other Vehicles District Wide White Fleet			

2018 BOND

FBISD ESSENTIALS

Building and Improving Safe Learning Spaces

2022 Capital Plan - Draft

	Phase I - TOTAL	Phase I - PRIORITIZED	Phase I - SCOPE REDUCTION
TECHNOLOGY	\$119M	\$140M	\$21M
Audio/Video Classroom Toolset Infrastructure Network Security - Systems Staff Computer Refresh Systems - Information Systems, Data Center, Desktop			
LAND	\$9.5M	\$6.3M	(\$3.2M)
Property Required for Growth			
ESTIMATED TOTAL	\$1.7B	\$1.4B	(\$270M)

2022 Capital Plan - Draft

Facility Deficiencies & Life Cycle Needs, Educational Adequacy Deficiencies - \$675M

Architecture

Restroom Renovations	\$84.1M
Playground Replacements & Outdoor Recreation	
Interior Finishes (Painting, Casework, Vinyl, Operable Walls)	
Flooring	
Administrative Suite (Includes Clinics)	
Library Renovations & Additions	

Furniture, Fixtures, and Equipment

Furniture	\$20.4M
Signage (Marquee, Vehicular, Graphics)	

Fine Arts

Auditorium & Suite Renovations	\$98.6M
Lighting, Audio/Visual	
Stage Curtains	
Instruments	

2018 BOND

FBISD ESSENTIALS

Building and Improving Safe Learning Spaces

2022 Capital Plan - Draft

Facility Deficiencies & Life Cycle Needs, Educational Adequacy Deficiencies - \$675M

Child Nutrition

Child Nutrition (Kitchen & Cafeteria)	\$49.1M
---------------------------------------	---------

Athletics

Softball/Baseball Renovations	\$71.8M
Locker Room Renovations	
Tennis Courts Renovations	
Bleachers / Scoreboards	

Safety & Security

Safety & Security (Cameras, AEDs, Fire Alarm, Sprinklers)	\$19.7M
Doors and Hardware	
Sound Systems / Intercoms	

Mechanical, Electrical, Plumbing

MEP	\$223.4M
Interior Lighting/Ceiling	
Exterior Lighting	
Drinking Fountains	

2018 BOND

FBISD ESSENTIALS

Building and Improving Safe Learning Spaces

2022 Capital Plan - Draft

Facility Deficiencies & Life Cycle Needs, Educational Adequacy Deficiencies - \$675M

Civil, Structural & Building Envelope	
Stacking, Traffic, Circulation	\$103.5M
Sitework Improvements (Drainage, Canopies, Irrigation)	
Parking Lot Replacements	
Structural Repairs	
Roofing & Windows	
Miscellaneous	
CTE	
CTE	\$4M
	GRAND TOTAL
	\$675M

2022 Capital Plan History/Forecast

(\$ Millions)	2014	2018	2022	2025
Priority 1 Needs Identified	\$1,170	\$1,721	\$1,697	TBD
Bond Funded Amount	\$484	\$993	TBD	TBD
Major Projects	* New ES (Leonetti ES)	* New ES (Malala ES)	* New ES (ES #55)	* New ES (ES #57)
	* New ES (Patterson ES)	* New ES (Buchar ES)	* New ES (ES #56)	* New ES (ES #58)
	* New ES (Neill ES)	* New ES (Ferguson ES)	* New MS (MS #16)	* Re-build ES (WHS Feeder Pattern)
	* New ES (Sullivan ES)	* New HS (Crawford HS)	* CHS Re-build	* Re-build ES (TBD Feeder Pattern)
	* James Reese Career and Technical Center	* Re-build (Lakeview ES)	* Re-build ES (WHS Feeder Pattern)	
	* Classroom Addition - MHE	* Re-build (Meadows ES)	* Re-build ES (BHS Feeder Pattern)	
	* Classroom Addition - SCE	* Classroom Addition - NES	* Classroom Addition - THS	
	* Classroom Addition - SOE	* Classroom Addition - MVES	* New Transportation Facility	
	* Classroom Addition - CSE		* Natatorium	
	* Classroom Addition - JSE			
* Classroom Addition - OCE				
Unfunded	\$686	\$727	TBD	TBD
Percent of Priority Unfunded	59%	42%	TBD	TBD

2018 BOND

Communications Update

May issue of the [FBISD Magazine](#) includes a 2018 Bond update – delivered to every household in FBISD (approx. 155,000)

FBISD 2018 BOND Update

Building and Improving Safe Learning Spaces

Over the past three and a half years, District administration has worked diligently to deliver the projects voters overwhelmingly approved in the November 2018 bond election. Despite challenges presented by the COVID-19 pandemic, the District continues its progress with more than 82 percent of the voter approved funds committed to date.

The \$992.6 million bond package includes funding for the construction of new schools and classroom additions, safety and security enhancements, renovations to address maintenance and adequacy and transportation and technology.

\$403.4 Million For New Construction, Rebuilds and Additions

To accommodate growth in the District's northwest, central and southeast areas, the bond program funded the construction of three new campuses: Crawford High School, Bhuchar Elementary and Ferguson Elementary.

Other projects included the rebuild of Meadows Elementary (opened spring 2021) and Lakerew Elementary (opened spring 2022). Classroom additions were also completed at Neill Elementary and Madden Elementary.

The Ronnie Davis Agriculture Center opened this spring and serves students from Elkins.

Hightower, Marshall, Ridge Point and Willowridge high schools. Additionally, renovations were made to the FBISD Tri-Flex, providing a new home for FBISD's Extended Learning and Police departments. Previously located in Stafford, this move allows officers to be more centrally located.

\$396.5 Million For Life-Cycle Deficiencies and Educational Adequacies

When planning for the bond, FBISD worked with an engineering consultant to assess every District campus and facility to identify life-cycle deficiencies – projects that need upgrades and/or renovations. The assessment also identified needed improvements on campuses to ensure all students receive the same educational opportunities regardless of what school they attend.

As a result, campuses have had kitchen and bathroom improvements, enhancements to mechanical, electrical and plumbing systems, roof repairs, and upgrades to their athletic and fine arts facilities.

\$142.6 Million For Technology

Most of the funds earmarked for technology are being spent on infrastructure improvements and new devices for student instruction.

FBISD administrators worked with teachers and instructional leaders to determine

the "appropriate" classroom toolset for various grade levels. The District is currently working to replace staff devices in classrooms and computer labs, and audio/visual equipment in classrooms, cafeterias and libraries. Distribution of the new devices was delayed by supply chain shortages caused by the pandemic but is scheduled to be complete this fall.

Heating, ventilation and air conditioning (HVAC) was installed in information technology (IT) closets throughout the District to maintain a cool environment for the servers and other network equipment. Outdated printers were replaced with an online, fully managed printer solution that ensures reliability, functionality and cost savings.

\$19.7 Million For Future Land Purchases

Land purchases were made to construct Crawford High School, Middle School 16 and Bhuchar and Ferguson elementary schools. A third elementary school site was purchased on the southeast side of the District. However, projected enrollment does not support building a new campus at this time. Purchasing land in favorable market conditions saves the District money.

\$14.9 Million For Safety and Security Upgrades

All safety and security upgrades funded by the bond are complete. Major projects included the installation of special education security cameras in classrooms; more than 7,300 enhanced classroom

14-passenger vans, special needs buses; activity/field trip buses; 77-passenger buses; and 77-passenger CNG (Compressed Natural Gas) buses.

In addition, the District purchased a heavy-duty tow truck that allows the Transportation Department to haul buses that need repairs without using a third-party vendor.

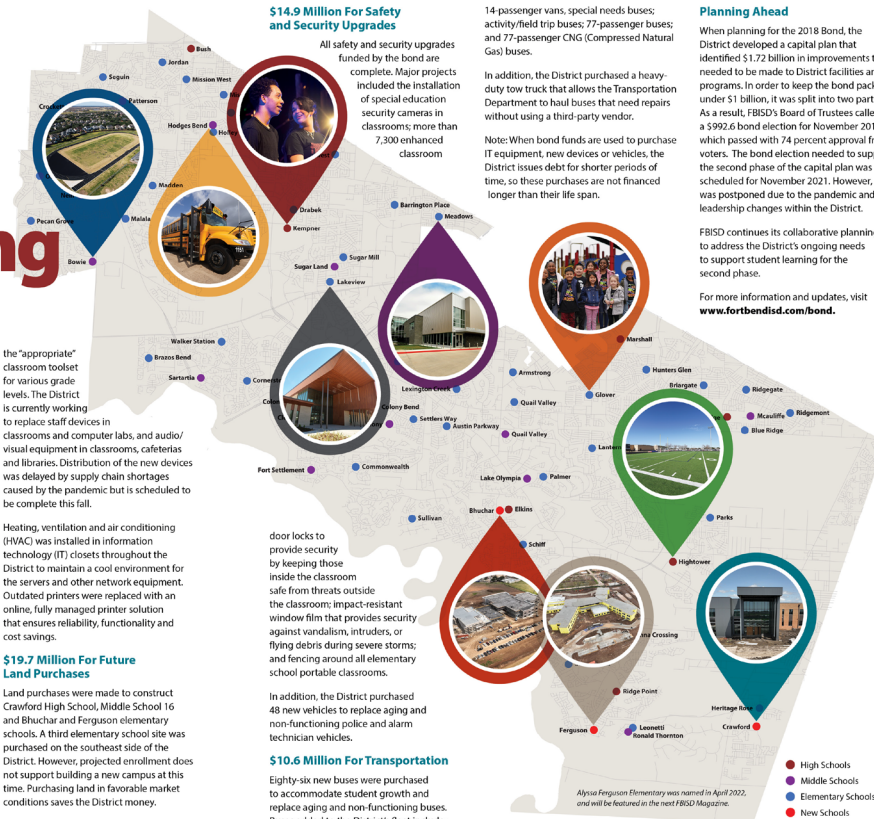
Note: When bond funds are used to purchase IT equipment, new devices or vehicles, the District issues debt for shorter periods of time, so these purchases are not financed longer than their life span.

Planning Ahead

When planning for the 2018 Bond, the District developed a capital plan that identified \$1.72 billion in improvements that needed to be made to District facilities and programs. In order to keep the bond package under \$1 billion, it was split into two parts. As a result, FBISD's Board of Trustees called a \$992.6 million bond election for November 2018 which passed with 74 percent approval from voters. The bond election needed to support the second phase of the capital plan was scheduled for November 2021. However, it was postponed due to the pandemic and leadership changes within the District.

FBISD continues its collaborative planning to address the District's ongoing needs to support student learning for the second phase.

For more information and updates, visit www.fortbendis.com/bond.



10 FBISD MAGAZINE

FBISD MAGAZINE 11

Upcoming Projects

- Video featuring fine arts projects paid for by the bond (May 2022)
- Video to featuring students moving animals into new ag barn (May 2022)
- FBISD Magazine: Special Issue: 2022 Bond Election (Fall 2022)

2018 BOND

FBISD ESSENTIALS

Building and Improving Safe Learning Spaces

Information Technology – 2022 Bond



Previous IT Bonds

2014 Bond – \$39.4M for District Network

Infrastructure Refresh

- Infrastructure refresh to include:
 - Local Area Network (LAN)
 - Wide Area Network (WAN)
 - Wireless (Wi-Fi)
 - Cabling infrastructure

2018 Bond – \$142.6M

- Classroom Toolset
- Classroom and large venue AV refresh
- Support staff device refresh
- Managed print service
- IT network closet HVAC refresh
- Data center and systems refresh
- Phone lifecycle refresh
- Broadcast system refresh

2018 BOND

FBISD ESSENTIALS
Building and Improving Safe Learning Spaces

2022 – IT Bond List

\$140.1M



Audio/Video



Classroom Toolset & Staff Device
Refresh



Infrastructure



Network



Systems

2018 BOND

Audio/Video - \$1.9M

- Refresh auditorium video and audio systems at five large auditoriums in the district

Classroom Toolset & Staff Device Refresh - \$82.4M

- Refresh student devices starting with 24-25 school year.
- FBISD laptop refresh lifecycle is 5 years (last refresh was in 18-19 school year)
- FBISD currently uses about 105,000 Laptops, Desktops, and iPads
 - Part of the 2018 Bond
 - Include teacher laptops and student devices in every classroom
- Department of Information Resources (DIR) recommends lifecycle for different types of devices:
 - 3-4-year refresh cycle for portable devices (laptops and iPads)
 - 4–5-year cycle for desktops
 - FBISD IT adopts 5-year lifecycle for portable devices and a 6-year lifecycle for desktop.
- About 92% (96,000) of the district's computers will reach end-of-life during 2023-2026 timeframe.
- District's enrollment growth projects the need for an additional 6,478 devices to maintain the current ratios.
- State testing now requires all testing is done on a district devices starting with 2022-2023 school year

2018 BOND



Infrastructure - \$1.5M

- A need for secondary data center
 - A secondary data center supports the primary data center as part of the district's disaster recovery and business continuity plan.
 - Current secondary data center located at a 3rd party leased facility.
 - Proposing: a secondary colocation Data Center (DC) at Austin High School (AHS).
 - AHS is one of FBISD core network sites
 - allows a reduction of long-term operating costs
 - faster response time to recover from a failure in the primary data center.



Network Refresh - \$50.6M

- FBISD's network was previously redesigned and refreshed in 2015-2018 (2014 Bond).
- Network equipment: the industry/major manufacturer recommended 5-7 years lifecycle refresh.
 - Most of FBISD network equipment will no longer be software supported
 - LAN/WAN/Wireless Network refresh cycle for HS, MS, ES & Support Sites
 - Firewall: secondary firewall will no longer be supported by manufacturer starting in 2024
 - Uninterrupted Power Supply (UPS) in IT closets will need to be refreshed, installed in 2015
- About 7000 phones are beyond 12-15 years

2018 BOND



Systems – \$3.5M

➤ Data Center

- Data Center Core network, server/storage and DC-UPS refresh
- Recommend lifecycle is 5-7 years
- Current network was installed in 2015
- Core network support critical functions within the data center to provide transport for district servers, storage, virtual environment, etc.
- District servers and storage environment facilitates support of all on-premise district systems such as Peoplesoft, Security Camera system, etc.

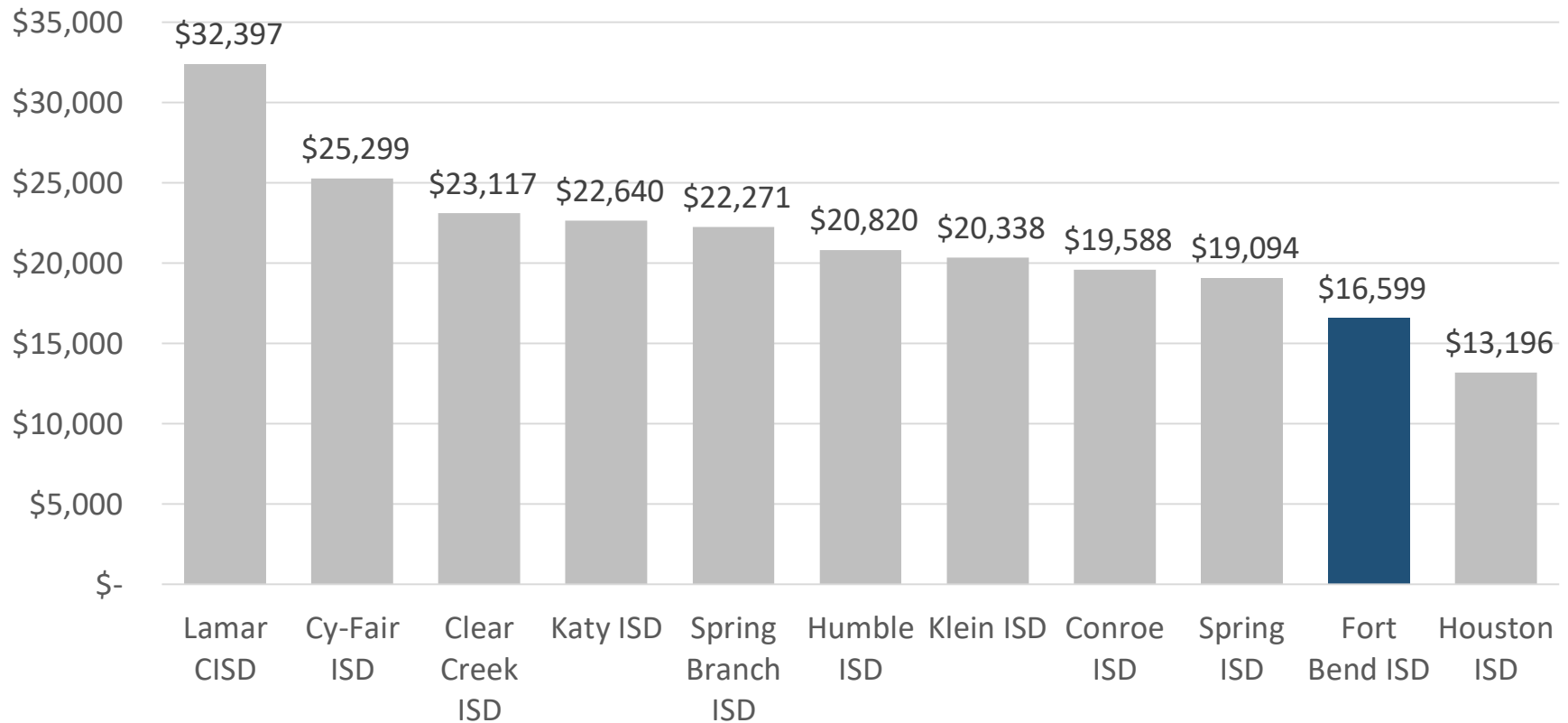
➤ Enterprise Resources Planning (ERP) TBD

- Current ERP is 16 years old
- Human Capital Management and Financials changes need additional functionalities
- Decision is underway to determine to update current ERP or implement new solution. (The amount above does not include ERP solution)

2018 BOND

Bond Principal Outstanding per Student

(as of FY2019-20)

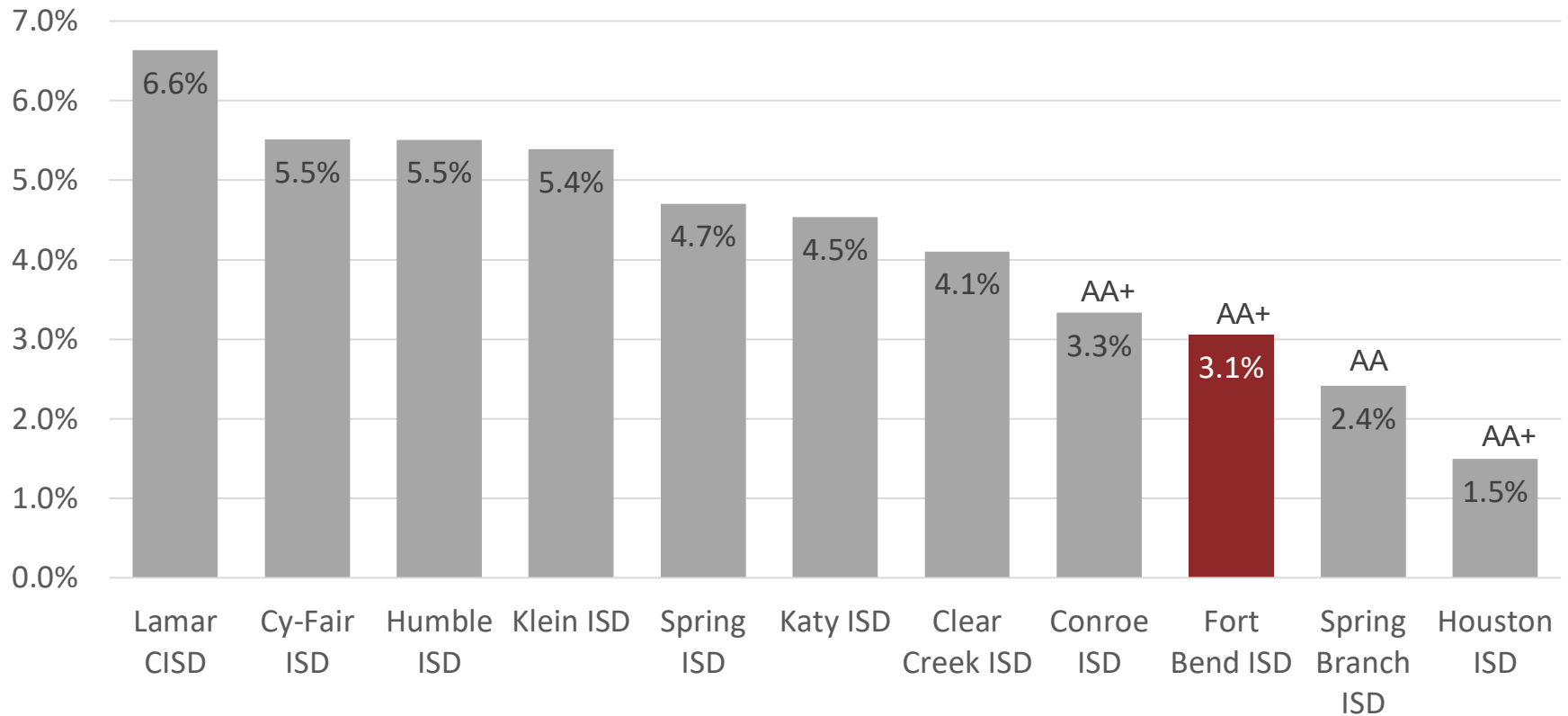


Source: data.texas.gov and Forecast5

2018 BOND

Bond Principal Outstanding as Percentage of Taxable Value

(As of FY2019-20)



Source: Source: data.texas.gov, Standard & Poor's, Forecast5

2018 BOND

FBISD ESSENTIALS
Building and Improving Safe Learning Spaces

SUMMARY OF OUTSTANDING DEBT

AS OF 6/30/2022

SUMMARY STATISTICS

PRINCIPAL COMPOSITION

Total Outstanding Principal \$ 1,593,105,000

Total Fixed Rate 1,193,530,000 75%

Total Variable Rate 399,575,000 25%

Total Interest Payments 839,044,669

Callable Principal (%) 73.82%

Percent of Principal Retired

w/in 5 years 21.43%

w/in 10 years 44.41%

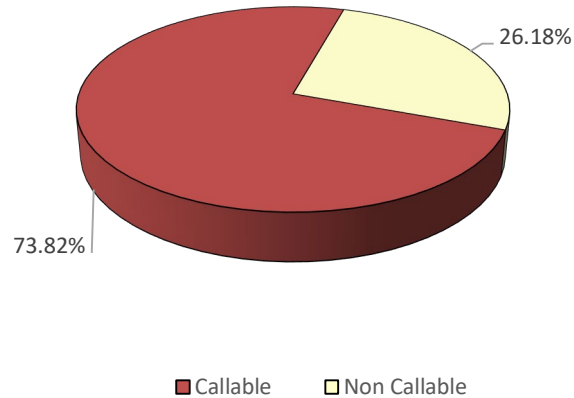
w/in 15 years 60.93%

w/in 20 years 74.87%

w/in 25 years 87.63%

w/in 30 years 99.23%

Final Maturity 8/1/2052



UNDERLYING RATINGS

Fitch AA+

S&P AA+

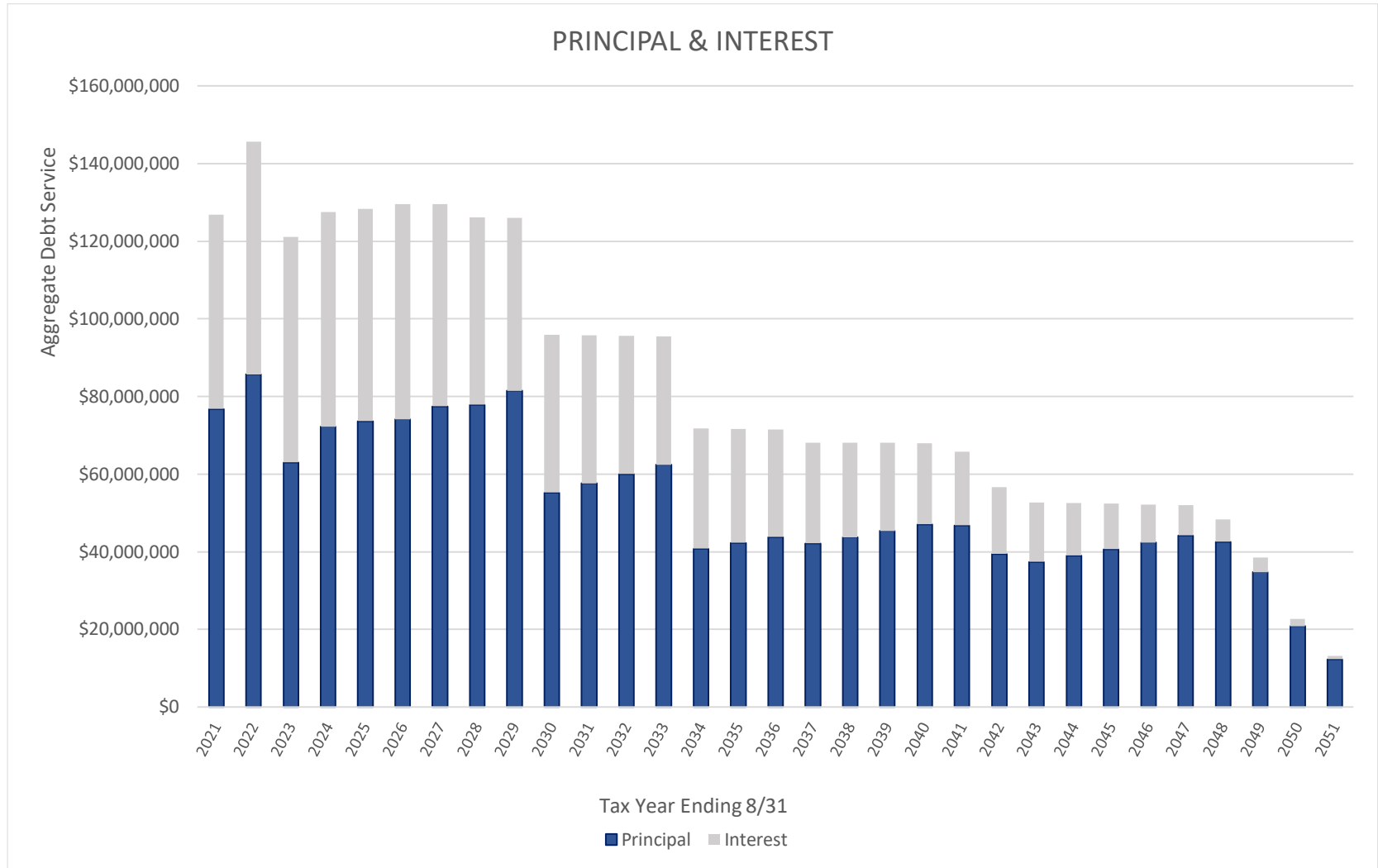
VOTED AUTHORIZATION

Date	Amount	Issued	Balance
11/4/2014	\$ 484,000,000	\$ 460,750,000	\$ 23,250,000
11/6/2018	992,600,000	791,870,000	\$ 200,730,000
	\$ 1,476,600,000	\$ 1,252,620,000	\$ 223,980,000

2018 BOND

FBISD ESSENTIALS
Building and Improving Safe Learning Spaces

SUMMARY OF OUTSTANDING DEBT



2018 BOND

FBISD ESSENTIALS
 Building and Improving Safe Learning Spaces



Member FINRA / SIPC / NYSE
 © 2020 Hilltop Securities Inc.
 All Rights Reserved

SUMMARY OF OUTSTANDING DEBT

CALLABLE BONDS

- The following table shows the District's callable bonds as of June 30, 2022

Bond Issue	Callable	Call Date
Variable Rate Unlimited Tax Refunding Bonds, Series 2019A	\$ 81,555,000	8/1/2022
Variable Rate Unlimited Tax School Building Bonds, Series 2022B	99,935,000	8/1/2023
Unlimited Tax Refunding Bonds, Series 2014	46,145,000	8/15/2024
Unlimited Tax Refunding Bonds, Series 2016A	35,755,000	8/15/2024
Variable Rate Unlimited Tax School Building & Refunding Bonds, Series 2020B	74,065,000	8/1/2025
Variable Rate Unlimited Tax Refunding Bonds, Series 2021B	106,900,000	8/1/2026
Unlimited Tax Refunding Bonds, Series 2017A (Green Bonds)	36,525,000	8/15/2026
Unlimited Tax Refunding Bonds, Series 2017B	28,080,000	8/15/2026
Unlimited Tax Refunding Bonds, Series 2018	119,585,000	8/15/2027
Unlimited Tax School Building Bonds, Taxable Series 2018	48,300,000	8/15/2027
Unlimited Tax School Building & Refunding Bonds, Series 2019B	92,605,000	2/15/2028
Unlimited Tax Refunding Bonds, Series 2019C	88,715,000	8/15/2028
Unlimited Tax Refunding Bonds, Series 2020	87,850,000	8/15/2029
Unlimited Tax School Building Bonds, Series 2020A	86,345,000	8/15/2029
Unlimited Tax School Building Bonds, Series 2021A	73,485,000	8/15/2030
Unlimited Tax School Building Bonds, Series 2022A	70,210,000	8/15/2031

2018 BOND

FBISD ESSENTIALS
Building and Improving Safe Learning Spaces

TAX EXEMPT COMMERCIAL PAPER

- The District established a Commercial Paper Program on November 3, 2016
- On January 22, 2019, the Board of Trustees approved expanding the commercial paper program from \$100 million to \$150 million effective February 20, 2019. The Board also approved adding the 2018 Bond to the commercial paper program
- Currently, the District does not have any commercial paper notes outstanding
- As of 6/30/2022, the District has saved approximately \$20.7 million in interest expense

Interest Expense Comparison					
Period Ending	Commercial Paper Notes			Fixed Rate Issue - Total Interest Expense	Interest Expense Difference
	Series A	Series B	Total Interest Expense		
6/30/2022	\$ 2,166,791	\$ 153,263	\$ 2,320,054	\$ 23,021,155	\$ (20,701,101)

DEBT TRANSACTIONS

- **Series 2022A Bonds - \$164,505,000 Fixed Rate**
 - Refunding of Tax Exempt Commercial Paper - \$120,975,000
 - Refunding of Series 2012 - \$46,870,000
 - Average life of bonds is 8.7 years
 - Average coupon rate of 4.37%
 - All-in True Interest Cost (TIC) of only 3.36%
- **Series 2022B Bonds - \$99,935,000 Variable Rate**
 - New Money for 2018 Bond Expenses
 - 2.48% coupon rate with August 2023 remarketing date

UPCOMING TRANSACTION

- **Series 2019A Remarketing**
 - \$81,555,000 maturing on August 1, 2022

2018 BOND

WEIGHTED AVERAGE ANALYSIS

2014 Bond Program

Debt:

Weighted Average Maturity **14.22 years**

Assets:

Weighted Average Useful Life **28.54 years**

2018 Bond Program

Debt:

Weighted Average Maturity **17.94 years**

Assets:

Weighted Average Useful Life **28.59 years**

As per Board Policy CCA (Local), the weighted average of maturity of the debt issued will not exceed the weighted average economic life of the assets by more than 120%.

2018 BOND

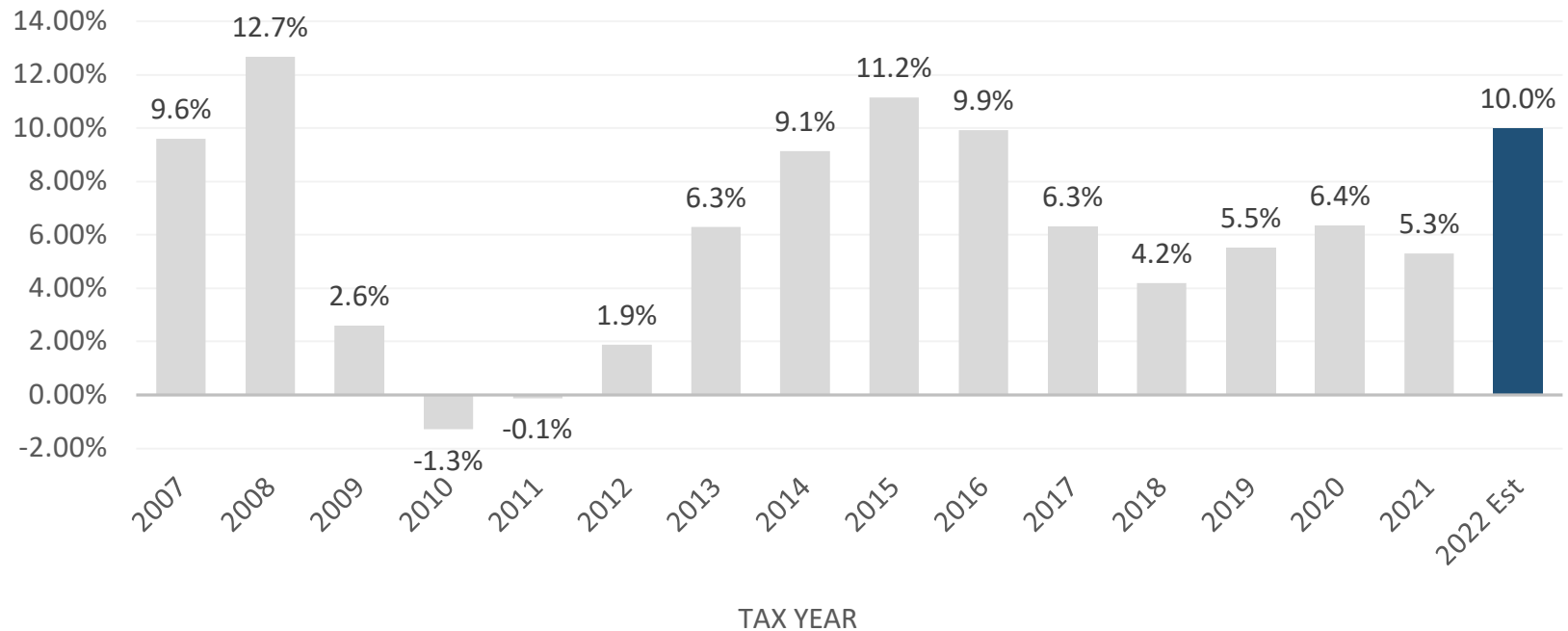
FBISD ESSENTIALS
Building and Improving Safe Learning Spaces

PROPERTY VALUE GROWTH & TAX RATE COMPRESSION

2018 BOND

FBISD ESSENTIALS
Building and Improving Safe Learning Spaces

Change in Certified Net Taxable Value

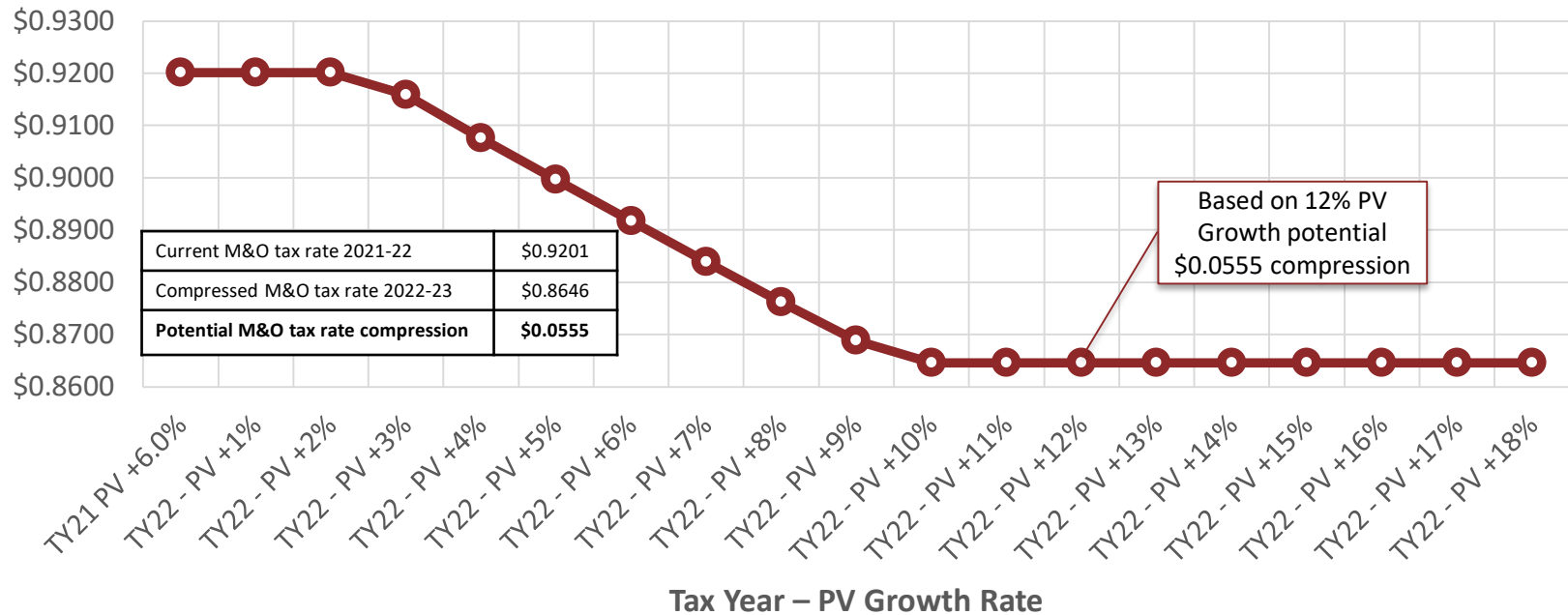


Source: Fort Bend CAD and FBISD Finance

2018 BOND

FBISD ESSENTIALS
Building and Improving Safe Learning Spaces

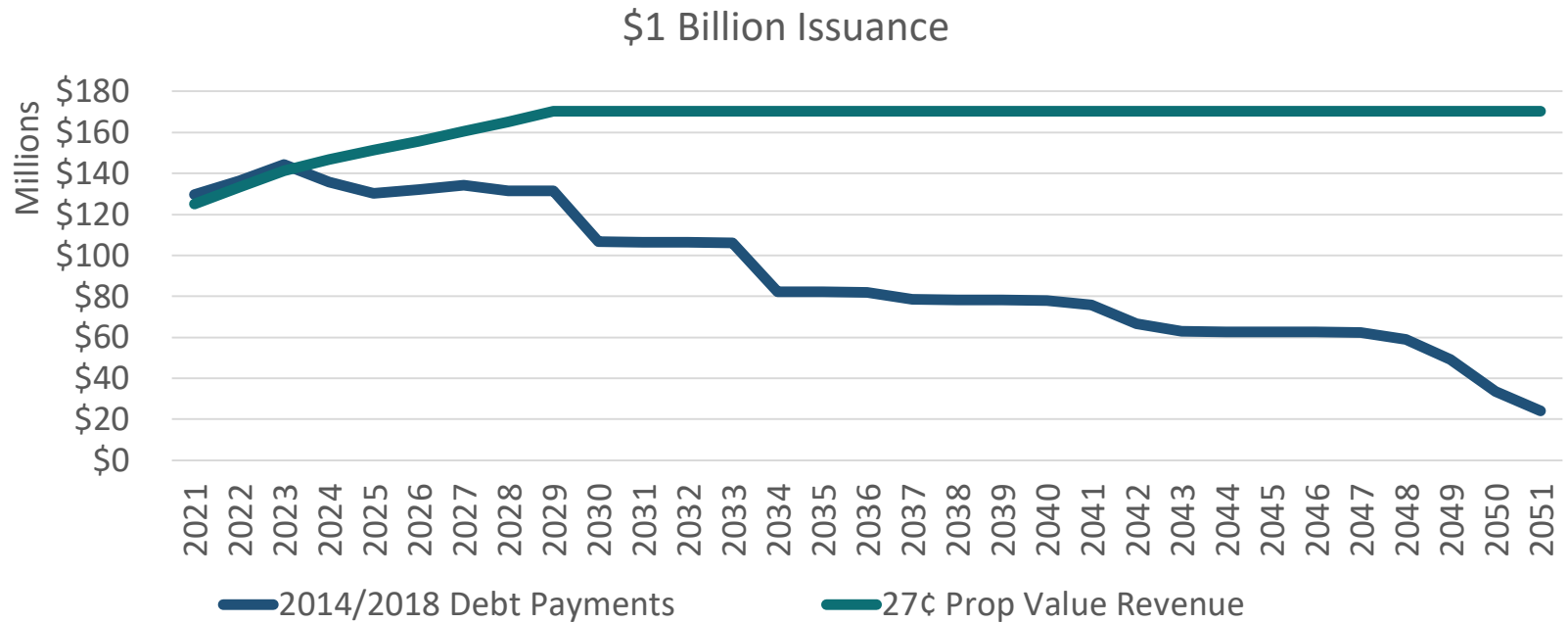
Tier 1 Compression Rate Curve 2022-23



Source: FBISD Business & Finance

2018 BOND

Debt Capacity (with 2 pennies less)



2018 BOND

Source: Hilltop Securities and FBISD Business & Finance

Bond Oversight Committee Timeline

• June

- BOC meeting
- June 16

July

- BOC meeting
- July 21

2018 BOND

FBISD ESSENTIALS

Building and Improving Safe Learning Spaces

BOC Quarterly meetings
resume after July



2018 BOND

FBISD ESSENTIALS

Building and Improving Safe Learning Spaces

